



Underlined Items may be printed Free from Preschool Post
There are more Optional Activities online as well.

Morning Circle


Review the "A" letter bag and the sounds "A" can make. Ask the children to look around the room for other things that begin with the "A" sound. Practice counting to 10 using this counting rhyme:

"10 apples way up high."

I shook the tree and watched them fly. I grabbed them all and piled them tall, then took them home and made a pie! 1,2,3,4,5,6,7,8,9,10...YUM, YUM!!!!!"

Show the children a red apple. Ask the children what color their favorite apples are. Ask the children to point out red things they see in the circle area.

Read, Ten Apples Up on Top, by Dr. Seuss.



Music & Movement:

Play "Bean Bag Boogie" from "Kids in Motion" cd by Greg & Steve.




Give children bean bags and tell them to pretend the bags are apples. Let children walk around trying to balance one, two, three, or more on top of their heads.

Snack Time: 10 Apple Wedges

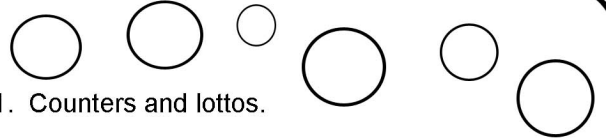
Art Activity

Paper Plate
Apples



Give each child a small white paper plate. Let them color one side red. Provide green paper "leaves" and a brown paper "stem," and let the children glue or tape them to the top. Fold a long skinny piece of brown or green paper accordian-style, and glue onto red side of the "apple" for the worm. Let the children glue small black beans onto the white side of the plate for apple seeds. Hang from the ceiling when dry.

Center Activities



1. Counters and lottos.

2. Red food coloring blots. Take a large sheet of butcher paper and spread it out on a long table. Make sure the children's clothing is protected. Let them drop the red food dye from medicine droppers onto the paper. Discuss shapes and patterns that form.

3. Farm sets and tractors.

Bible Story †

Bible Storytime:

The Story of Adam and Eve, by Patricia A. Pingry.
Briefly discuss how God's love for us paved the way for Jesus to come and restore what we lost in the Garden



Bible Verse Bracelets:

"But God demonstrates His own love toward us, in that while we were still sinners, Christ died for us.... having now been justified by His blood, we shall be saved from wrath through Him." Romans 5:8-9:

Briefly explain to help children understand that Jesus took upon Himself the punishment for our sins and those of Adam and Eve.

Bible Song:

"Isaiah 53:6" from "Baa Baa Doo Baa Baa: The Memory Verses," by Colin Buchanan.
colinbuchanan.com.au

Additional Activities

Optional Craft: Have each child draw a self-portrait of themselves on a paperplate. Give them each 10 apples and let them staple them atop their paperplate head. Have them number them 1-10.